

LEATHER SINCE 1933

M O O R E  
— — & — —  
G I L E S

MOOREANDGILES.COM



## MERIWETHER ARMCHAIR

The stately size of our Meriwether Armchair is balanced by clean, restrained lines and understated detailing. Broad arms and oversized cushions make the occupant feel like they've found themselves on an extremely cushy throne. Like its companion sofa and ottoman, the Meriwether Chair is handmade in North Carolina with a kiln-dried hardwood frame, and generous panels of leather meticulously stitched around supportive cushions for durability and comfort.



























LEATHER SINCE 1933



MOOREANDGILES.COM



LEATHER OPTIONS:

-  **Cottswald Camel**  
L-MCH01-CC
-  **Cottswald Granite**  
L-MCH01-CG
-  **Cottswald Pebble Taupe**  
L-MCH01-CPT
-  **Cottswald Slate**  
L-MCH01-CS
-  **Ellis Chocolate**  
L-MCH01-ECH
-  **Ellis Cypress**  
L-MCH01-EC *(Pictured)*
-  **Ellis Horizon**  
L-MCH01-EH
-  **Ellis Oxblood**  
L-MCH01-EO
-  **Madrid Black**  
L-MCH01-MDB
-  **Madrid Burlap**  
L-MCH01-MB
-  **Madrid Larkspur**  
L-MCH01-MDL
-  **Madrid Moss**  
L-MCH01-MDM
-  **Madrid Spice**  
L-MCH01-MDS
-  **Mont Blanc Adriatic**  
L-MCH01-MBA
-  **Mont Blanc Anthracite**  
L-MCH01-ANT
-  **Mont Blanc Bermuda**  
L-MCH01-MBB
-  **Mont Blanc Bourbon**  
L-MCH01-BOU
-  **Mont Blanc Crimson**  
L-MCH01-MBC
-  **Mont Blanc Caramel**  
L-MCH01-MBCML
-  **Mont Blanc Fatigue**  
L-MCH01-MBF
-  **Mont Blanc Fern**  
L-MCH01-FERN
-  **Mont Blanc Larkspur**  
L-MCH01-MBL
-  **Mont Blanc Mauve**  
L-MCH01-MAUVE
-  **Mont Blanc Rainforest**  
L-MCH01-MBR
-  **Mont Blanc Rosewood**  
L-MCH01-ROSE
-  **Mont Blanc Toffee**  
L-MCH01-MBT
-  **Mont Blanc Winter Pine**  
L-MCH01-MWI
-  **Mont Blanc Wolf**  
L-MCH01-MWO

FRAME MATERIAL:  
Solid Maple Wood

PRODUCT WEIGHT: 150 lbs

WEIGHT LIMIT: 900 lbs

CUSHION: The ultra-down seat cushions consist of a 2.3 density ultra-cell foam core encased in a sewn cotton/polyester blend cover that contains a down, feather, and fiber mixture. The ratio for the mix is 50% fiber and 50% down and feathers. The 50% down and feather mix is 25% down and 75% feathers. All foam for seats, backs and internal parts do not contain added flame retardants. All foams are Cal-117-2013 compliant and do not contain PBDE's or formaldehyde.

UPHOLSTERY: Please note fabric and leather dye lots vary. Pieces purchased separately or at different times may have variations in color.

INFO & ORDERS  
800.737.0168  
CONTACTUS@MOOREANDGILES.COM